

Memorandum of common provisions
Section 91A Transfer of Land Act 1958

Privacy Collection Statement

The information in this form is collected under statutory authority and is used for the purpose of maintaining publicly searchable registers and indexes.

Lodged by

Name: Belleli King & Associates
Phone: 03 9794 9088
Address: Level 1, 9-11 Pultney Street, Dandenong Vic 3175
Reference: 776949
Customer code: 2928A

This memorandum contains provisions which are intended for inclusion in instruments and plans to be subsequently lodged for registration.

Provisions:

Description of Restriction:

The registered proprietor or proprietors for the time being of a burdened lot to which this restriction applies shall not:

1. Unless with the written approval of S & N Super Fund Pty Ltd, commence construction of a building or structure on any burdened lot in this plan.
2. Unless with the written approval of S & N Super Fund Pty Ltd, commence construction of a building or structure on any burdened lot in this plan other than in accordance with the Design and Siting Guidelines – Mondous Island as amended from time to time.
3. Construct or cause or permit to be constructed:
 - (i) any building or structure on a lot containing a building envelope on the MCP Diagram as attached at Annexure 1 hereto outside the building envelopes as noted on the MCP Diagram as attached at Annexure 1 hereto without the consent of the Responsible Authority.

35271702A

V3

1. The provisions are to be numbered consecutively from number 1.
2. Further pages may be added but each page should be consecutively numbered.
3. To be used for the inclusion of provisions in instruments and plans.

91ATLA

Page 1 of 2

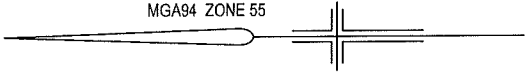
THE BACK OF THIS FORM MUST NOT BE USED

Land Use Victoria contact details: see www.delwp.vic.gov.au/property>Contact us

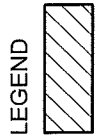
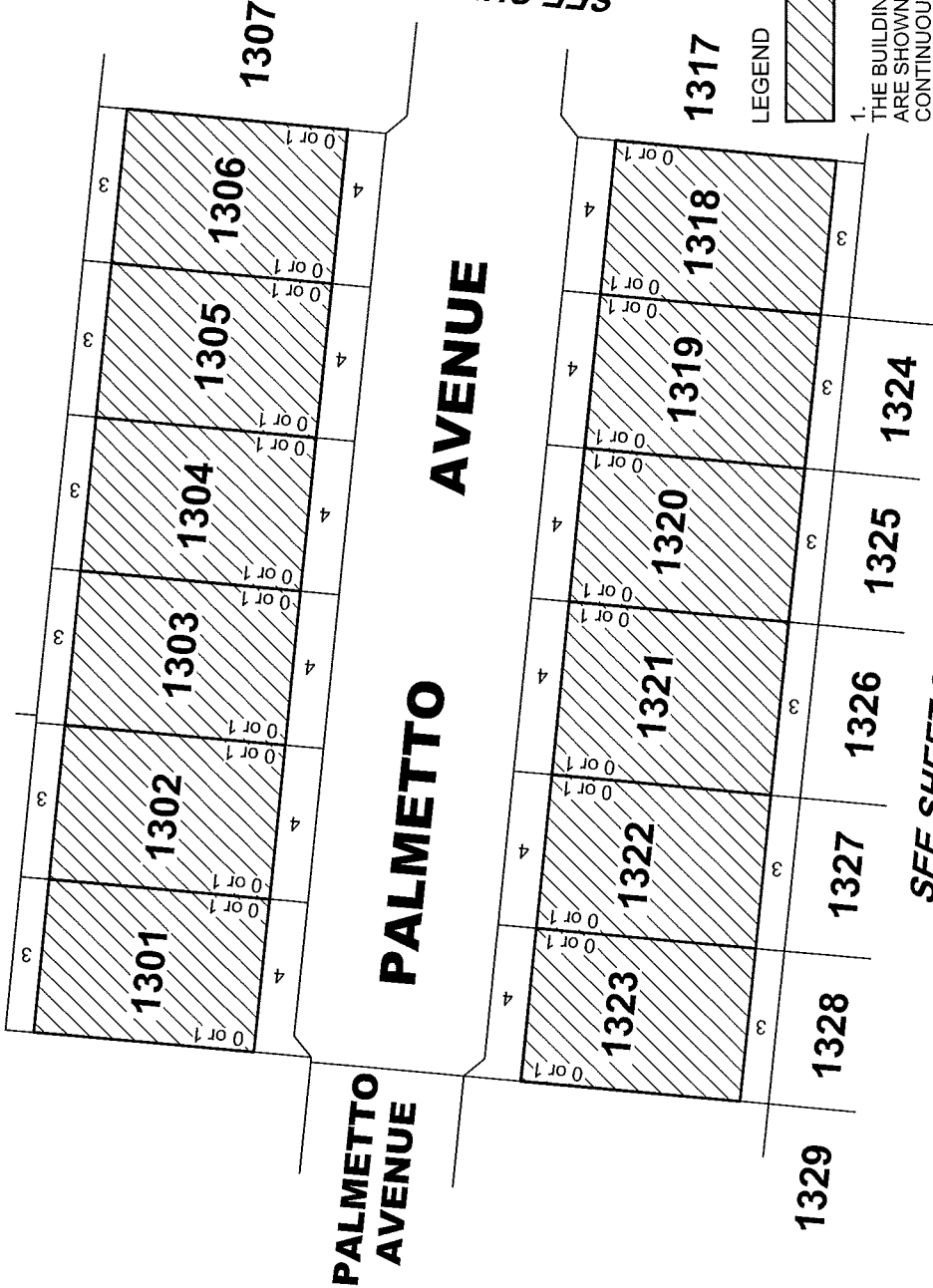
Memorandum of common provisions
Section 91A Transfer of Land Act 1958

ANNEXURE 1
MCP DIAGRAM FOR PS722309S

MGA94 ZONE 55



SEE SHEET 2



1. THE BUILDING ENVELOPES ON THIS PLAN ARE SHOWN ENCLOSED BY THICK CONTINUOUS LINES
2. THIS DIAGRAM IS TO BE READ IN CONJUNCTION WITH THE MEMORANDUM OF COMMON PROVISIONS
3. THE BUILDING CAN BE BUILT ON EITHER SIDE BOUNDARY WHERE NOTED AS "0 OR 1" ON THIS DIAGRAM BUT MUST MAINTAIN A MINIMUM 1m SETBACK ON THE OPPOSITE BOUNDARY.

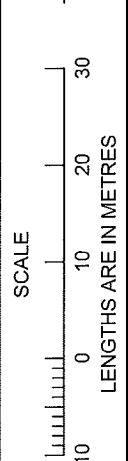
PALMETTO AVENUE

SEE SHEET 3

SHEET 1

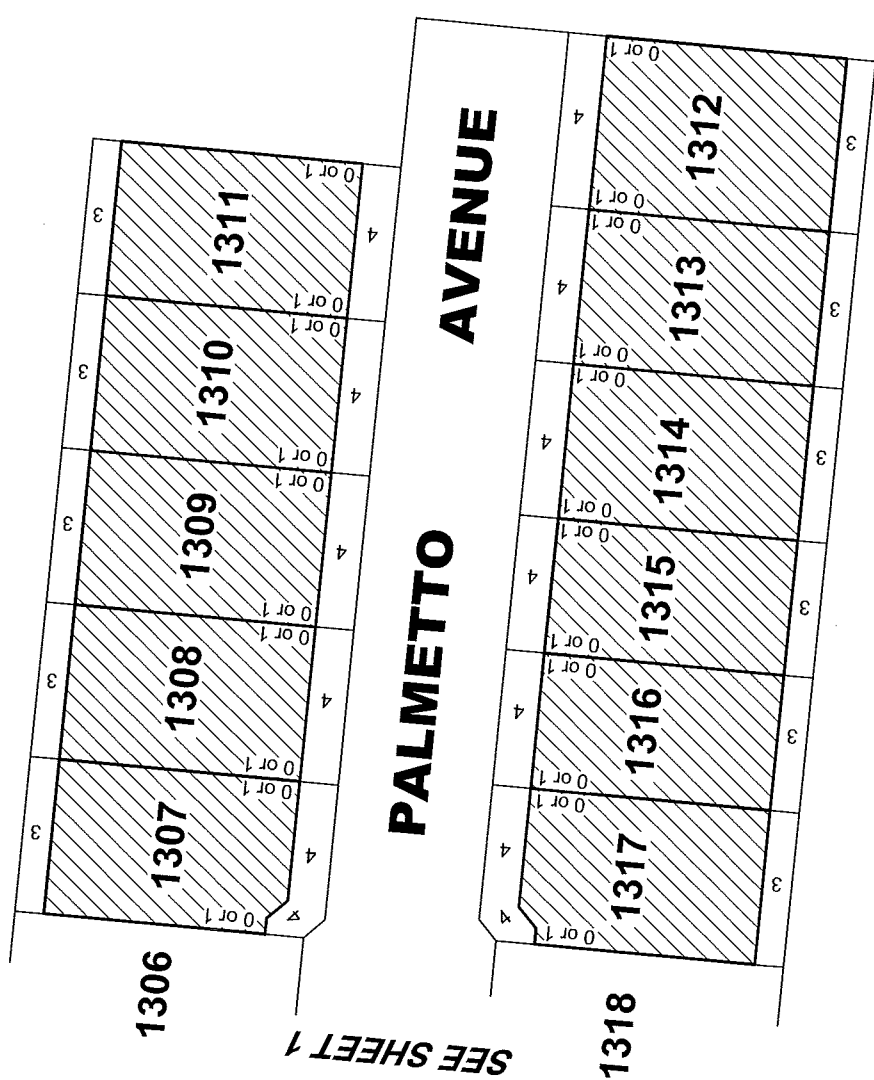
REF: **21734/13MCP**
 VERSION: **B** 13MCP-B.DGN
 DATE: 03/08/2020

ORIGINAL SHEET SIZE
 SCALE 1:750
 A4

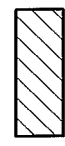


Reeds Consulting Pty Ltd
 Lvl 5 440 Elizabeth Street
 Melbourne Victoria 3000
 P (03) 8640 3000
 www.reedsconsulting.com.au
 survey@reedsconsulting.com.au





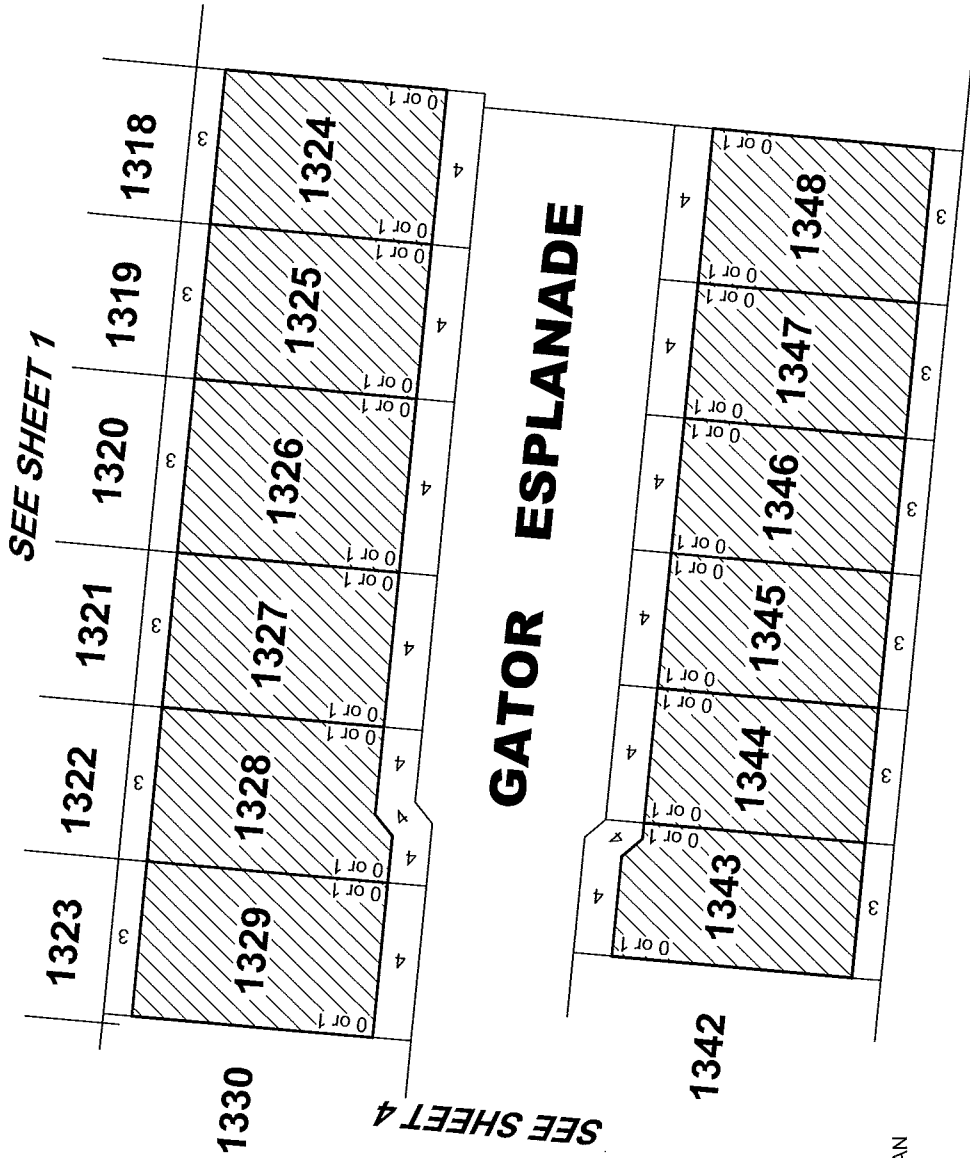
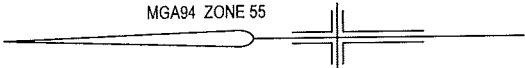
LEGEND



BUILDING ENVELOPE

1. THE BUILDING ENVELOPES ON THIS PLAN ARE SHOWN ENCLOSED BY THICK CONTINUOUS LINES
2. THIS DIAGRAM IS TO BE READ IN CONJUNCTION WITH THE MEMORANDUM OF COMMON PROVISIONS
3. THE BUILDING CAN BE BUILT ON EITHER SIDE BOUNDARY WHERE NOTED AS "0 OR 1" ON THIS DIAGRAM BUT MUST MAINTAIN A MINIMUM 1m SETBACK ON THE OPPOSITE BOUNDARY.

| | | | | |
|---|---|---|--|----------------|
| | <p>Reeds Consulting Pty Ltd Lvl 6, 440 Elizabeth Street Melbourne Victoria 3000 p (03) 8640 3000 www.reedsconsulting.com.au survey@reedsconsulting.com.au</p> | <p>SCALE</p> <p>LENGTHS ARE IN METRES</p> | <p>ORIGINAL SCALE 1:750 SHEET SIZE A4</p> | <p>SHEET 2</p> |
| <p>REF: 21734/13MCP VERSION: B 13MCP-B.DGN DATE: 03/08/2020</p> | | | | |



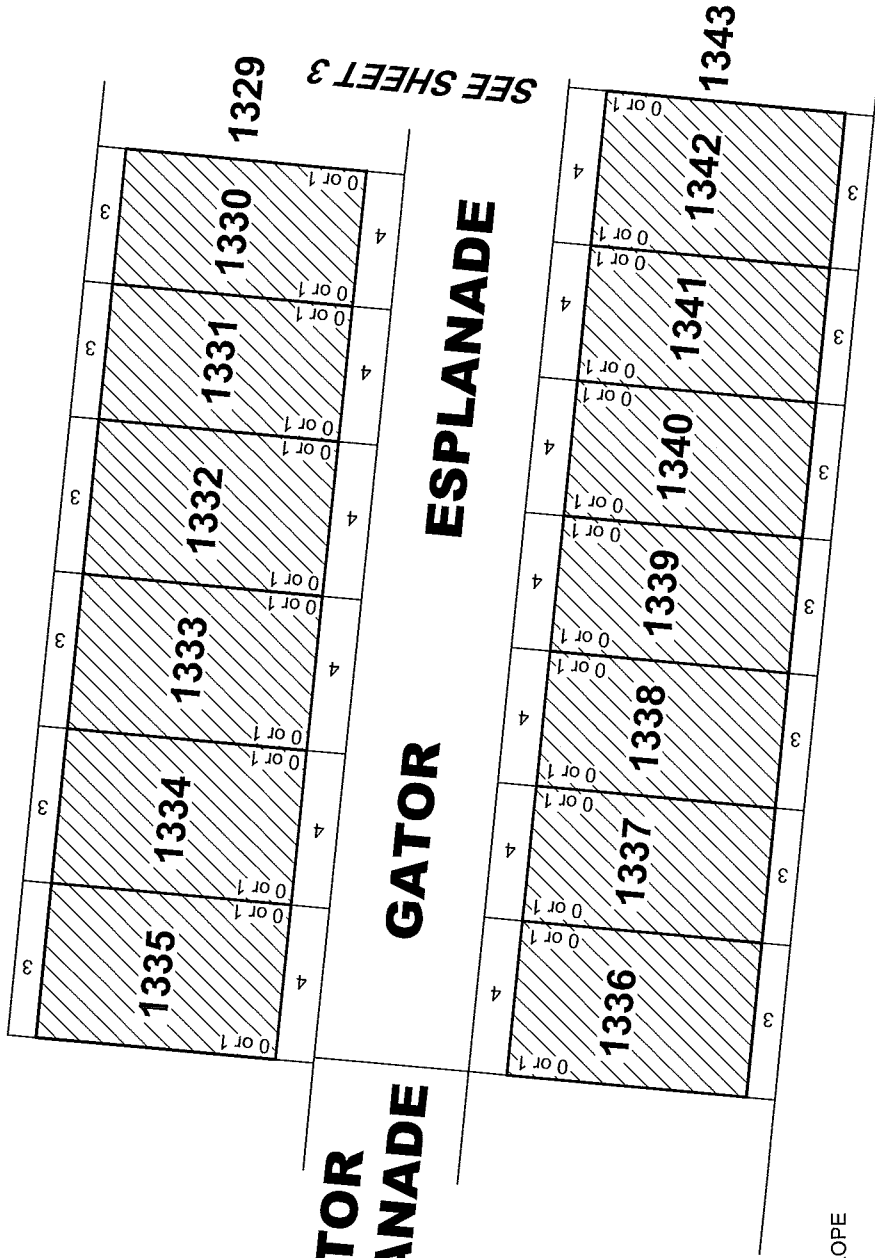
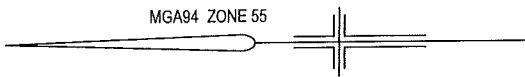
GATOR ESPLANADE

LEGEND

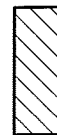


1. THE BUILDING ENVELOPES ON THIS PLAN ARE SHOWN ENCLOSED BY THICK CONTINUOUS LINES
2. THIS DIAGRAM IS TO BE READ IN CONJUNCTION WITH THE MEMORANDUM OF COMMON PROVISIONS
3. THE BUILDING CAN BE BUILT ON EITHER SIDE BOUNDARY WHERE NOTED AS "0 OR 1" ON THIS DIAGRAM BUT MUST MAINTAIN A MINIMUM 1m SETBACK ON THE OPPOSITE BOUNDARY.

| | | | | |
|---|--|---|--|----------------|
| | <p>Reeds Consulting Pty Ltd 1/5 440 Elizabeth Street Melbourne Victoria 3000 P (03) 8660 3000 www.reedsconsulting.com.au survey@reedsconsulting.com.au</p> | <p>SCALE</p> <p>LENGTHS ARE IN METRES</p> | <p>ORIGINAL SCALE 1:750 SHEET SIZE A4</p> | <p>SHEET 3</p> |
| <p>REF: 21734/13MCP VERSION: B 13MCP-B.DGN DATE: 03/08/2020</p> | | | | |



LEGEND



BUILDING ENVELOPE

1. THE BUILDING ENVELOPES ON THIS PLAN ARE SHOWN ENCLOSED BY THICK CONTINUOUS LINES
2. THIS DIAGRAM IS TO BE READ IN CONJUNCTION WITH THE MEMORANDUM OF COMMON PROVISIONS
3. THE BUILDING CAN BE BUILT ON EITHER SIDE BOUNDARY WHERE NOTED AS "0 OR 1" ON THIS DIAGRAM BUT MUST MAINTAIN A MINIMUM 1m SETBACK ON THE OPPOSITE BOUNDARY.

| | | | | |
|---|---|---|--|----------------|
| | <p>Reeds Consulting Pty Ltd Lvl 6, 440 Elizabeth Street Melbourne Victoria 3000 P (03) 8640 3000 www.reedsconsulting.com.au survey@reedsconsulting.com.au</p> | <p>SCALE</p> <p>LENGTHS ARE IN METRES</p> | <p>ORIGINAL SCALE 1:750 SHEET SIZE A4</p> | <p>SHEET 4</p> |
| <p>REF: 21734/13MCP VERSION: B 13MCP-B.DGN DATE: 03/08/2020</p> | | | | |